



Safety position switch with tumbler Locking force 2600 N 5 directions of approaches Spring-locked Escape release from the rear and auxiliary release on front Magnet voltage 24 V DC Monitoring actuator 2 NC/1 NO Monitoring magnet 2 NC/1 NO LED display yellow/green Supplied without actuator. Actuator 3SE5000-0AV0. please order separately

product brand name	SIRIUS
Product designation	Mechanical safety switches
Design of the product	with separate actuator and with tumbler
Product type designation	3SE5
Manufacturer's article number	3SE5000-0AV01 standard actuator, 3SE5000-0AV02 actuator with vertical fixing, 3SE5000-0AV03 actuator with transverse fixing, 3SE5000-0AV04 radius actuator, approach from left, 3SE5000-0AV05 universal actuator, 3SE5000-0AV06 radius actuator, approach from right, 3SE5000-0AV07 Heavy Duty actuator, 3SE5000-0AW42 actuator with vertical fixing, stainless steel socket, 3SE5000-0AW43 actuator with transverse fixing, stainless steel socket, 3SE5000-0AW51 stainless steel actuator, 3SE5000-0AW52 stainless steel actuator with vertical fixing, 3SE5000-0AW53 stainless steel actuator with transverse fixing
<ul style="list-style-type: none"> <li>of the optional actuators</li> </ul>	
Suitability for use safety switch	Yes

General technical data	
Product function	Yes
<ul style="list-style-type: none"> <li>positive opening</li> </ul>	
<ul style="list-style-type: none"> <li>Insulation voltage rated value</li> </ul>	250 V

Degree of pollution	class 3
Surge voltage resistance rated value	4 kV
• Protection class IP	IP65/IP67
Shock resistance	30g / 11 ms
• acc. to IEC 60068-2-27	30g / 11 ms
Vibration resistance	0.35 mm / 5g
• acc. to IEC 60068-2-6	0.35 mm/5g
Mechanical service life (switching cycles)	
• typical	1 000 000
Electrical endurance (switching cycles) with contactor 3RH11, 3RT1016, 3RT1017, 3RT1024, 3RT1025, 3RT1026 typical	1 000 000
Electrical operating cycles in one hour with contactor 3RH11, 3RT1016, 3RT1017, 3RT1024, 3RT1025, 3RT1026	6 000
thermal current	10 A
Material of the enclosure of the switch head	metal
Reference code acc. to DIN EN 81346-2	B
Continuous current of the C characteristic MCB	1 A; for a short-circuit current smaller than 400 A
Continuous current of the quick DIAZED fuse link	10 A; for a short-circuit current smaller than 400 A
Continuous current of the DIAZED fuse link gG	6 A; for a short-circuit current smaller than 400 A
Locking force	2 600 N
• acc. to DIN EN ISO 14119	2 000 N
Repeat accuracy	0.05 mm
Minimum actuating force in activation direction	30 N
Length of the sensor	185 mm
Width of the sensor	54 mm
Operating current at AC-15	
• at 24 V rated value	6 A
• at 120 V rated value	6 A
• at 240 V rated value	3 A
Operating current at DC-13	
• at 24 V rated value	3 A
• at 125 V rated value	0.55 A
• at 250 V rated value	0.27 A
Design of the interface for safety-related communication	without

#### Enclosure

Design of the housing	special design
Material of the enclosure	metal
Coating of the enclosure	cathodic immersion coating
Design of the housing acc. to standard	No

#### Drive Head

<b>Design of the operating mechanism</b>	5 directions of approach
<b>Design of the switching function</b>	positive opening
<b>Number of actuation directions</b>	5
<b>Circuit principle</b>	slow-action contacts
Number of switching contacts safety-related	4

#### Connections/ Terminals

<ul style="list-style-type: none"> <li>• <b>type of electrical connection</b></li> </ul>	screw-type terminals
<ul style="list-style-type: none"> <li>• type of connectable conductor cross-sections solid</li> </ul>	1x (0.5 ... 1.5 mm <sup>2</sup> ), 2x (0.5 ... 0.75 mm <sup>2</sup> )
<ul style="list-style-type: none"> <li>• Type of connectable conductor cross-sections finely stranded with core end processing</li> </ul>	1x (0.5 ... 1.5 mm <sup>2</sup> ), 2x (0.5 ... 0.75 mm <sup>2</sup> )
<ul style="list-style-type: none"> <li>• Type of connectable conductor cross-sections at AWG conductors solid</li> </ul>	1x (20 ... 16), 2x (20 ... 18)
<ul style="list-style-type: none"> <li>• Type of connectable conductor cross-sections at AWG conductors stranded</li> </ul>	1x (20 ... 16), 2x (20 ... 18)

#### Safety related data

<b>B10 value</b>	
<ul style="list-style-type: none"> <li>• with high demand rate acc. to SN 31920</li> </ul>	1 000 000
<b>Proportion of dangerous failures</b>	
<ul style="list-style-type: none"> <li>• with high demand rate acc. to SN 31920</li> </ul>	20 %
<b>Cable entry type</b>	3 x (M20 x 1.5)
<b>locking mechanism design</b>	spring-actuated lock (closed-circuit principle) with escape release from the back and auxiliary release from the front

#### Communication/ Protocol

<ul style="list-style-type: none"> <li>• <b>design of the interface</b></li> </ul>	without
--	---------

#### Ambient conditions

<b>explosion protection category for dust</b>	none
---	------

#### Supply voltage

<b>Type of voltage of the supply voltage</b>	
<ul style="list-style-type: none"> <li>• of the optional LED indicator</li> </ul>	DC
<b>Supply voltage</b>	
<ul style="list-style-type: none"> <li>• of LED</li> </ul>	24 V
<b>Supply voltage of magnet coil</b>	24 V

#### Installation/ mounting/ dimensions

<ul style="list-style-type: none"> <li>• <b>mounting position</b></li> </ul>	any
<b>Mounting type</b>	screw fixing

#### Certificates/ approvals

General Product Approval	Functional Safety/Safety of Machinery	Declaration of Conformity
--------------------------	---------------------------------------	---------------------------



CCC



CSA



UL



[Type Examination Certificate](#)

[Miscellaneous](#)

Declaration of Conformity	Test Certificates	other
---------------------------	-------------------	-------



EG-Konf.

[Type Test Certificates/Test Report](#)

[Confirmation](#)

#### Further information

**Information- and Downloadcenter (Catalogs, Brochures,...)**

<https://www.siemens.com/ic10>

**Industry Mall (Online ordering system)**

<https://mall.industry.siemens.com/mall/en/en/Catalog/product?mlfb=3SE5312-1SG11>

**Cax online generator**

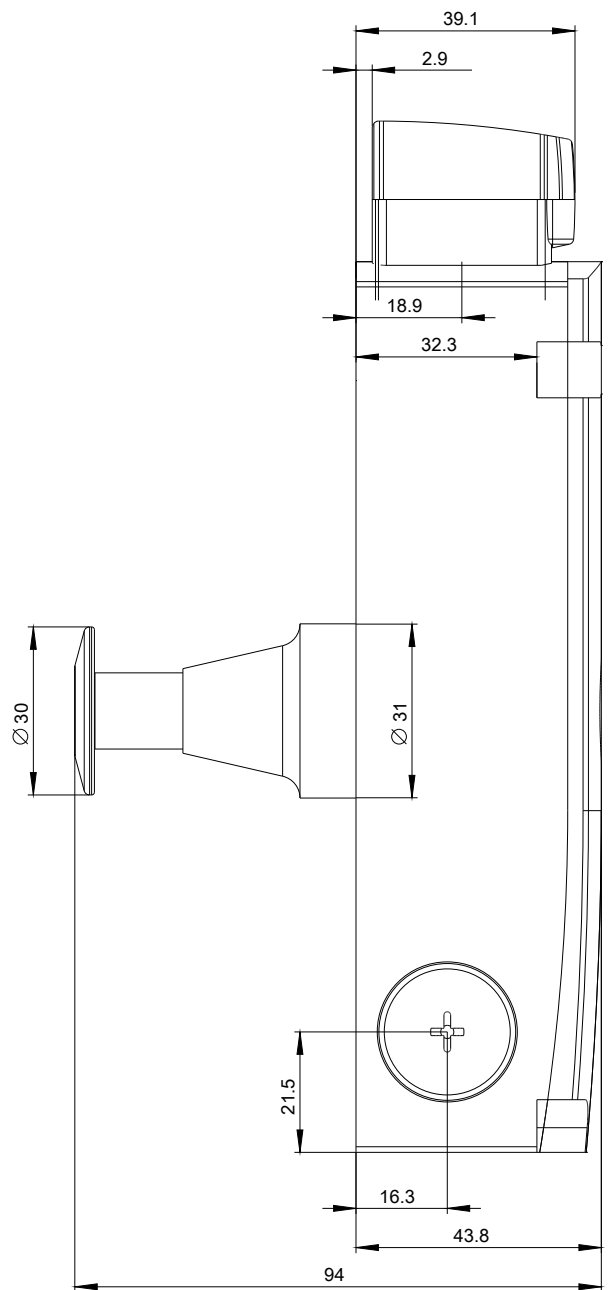
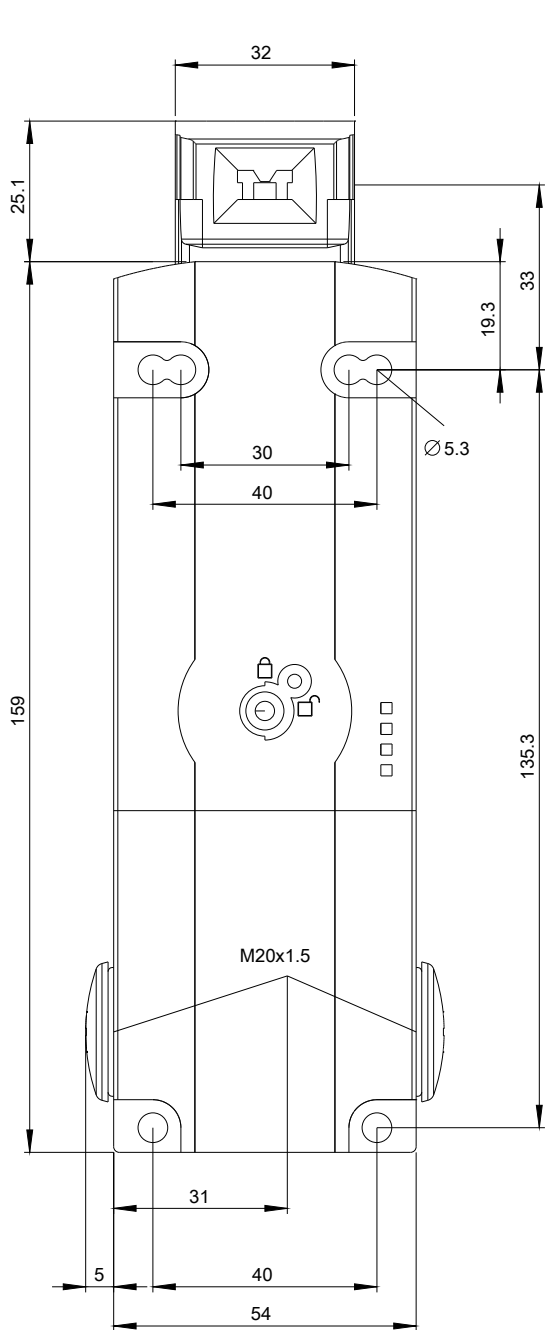
<http://support.automation.siemens.com/WW/CAXorder/default.aspx?lang=en&mlfb=3SE5312-1SG11>

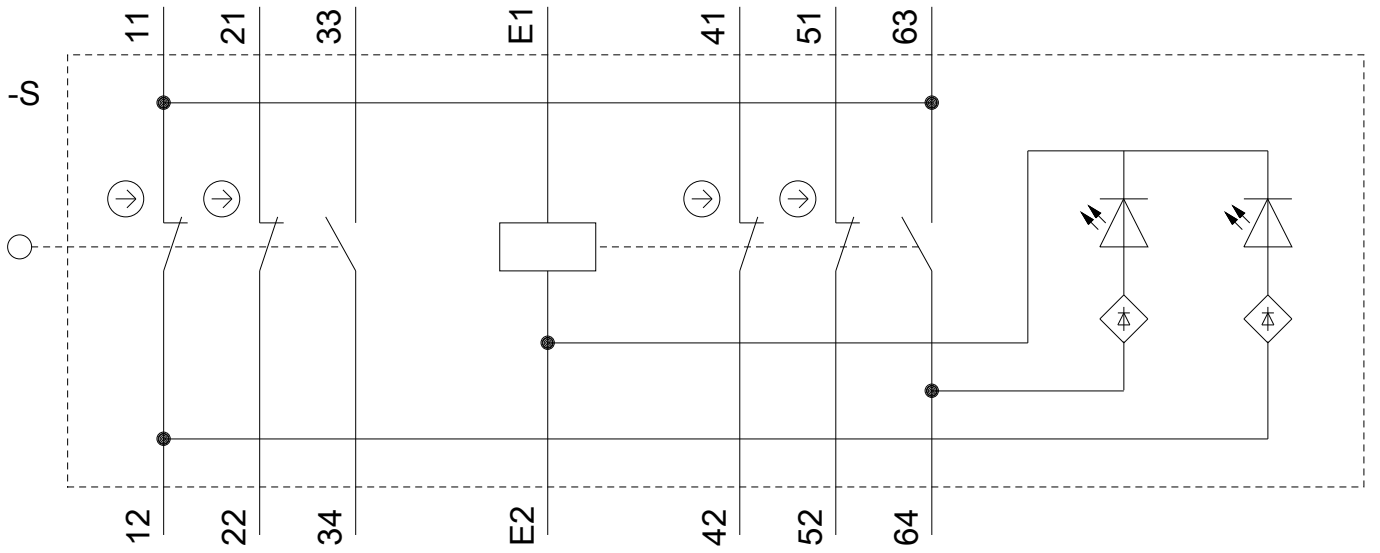
**Service&Support (Manuals, Certificates, Characteristics, FAQs,...)**

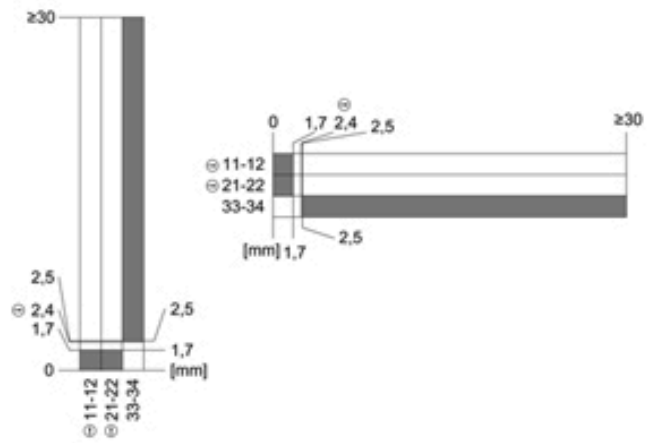
<https://support.industry.siemens.com/cs/ww/en/ps/3SE5312-1SG11>

**Image database (product images, 2D dimension drawings, 3D models, device circuit diagrams, EPLAN macros, ...)**

[http://www.automation.siemens.com/bilddb/cax\\_de.aspx?mlfb=3SE5312-1SG11&lang=en](http://www.automation.siemens.com/bilddb/cax_de.aspx?mlfb=3SE5312-1SG11&lang=en)







last modified:

09/23/2020