


X-Protect

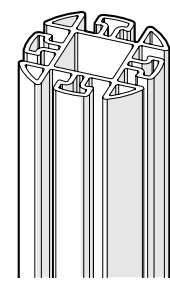
Impact High



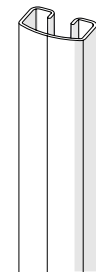
AXELENT AB

WWW.AXELENT.COM



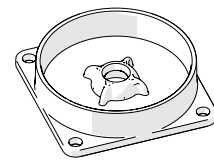


Art. PT102-565



Art. PT103-309

Art. PT103-564

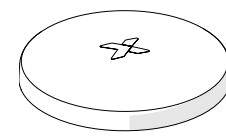


Art. PT116

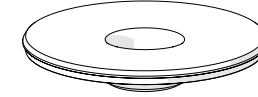


Art. PT117-595

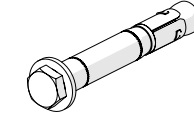
Art. 10-9696



Art. PT105



Art. PT118

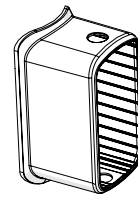


Art. 10-9695

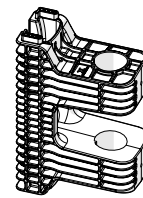
BCE0-061-I100
BCM0-061-I100
BCC0-061-I100

1	3	1	1	1+1	1	1	4
1	2	2	1	1+1	1	1	4
1	2	2	1	1+1	1	1	4

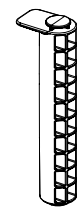
CCS9-000-I100



Art. PT108



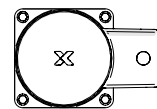
Art. PT109



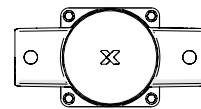
Art. PT111

BCE0-061-I100
BCM0-061-I100
BCC0-061-I100

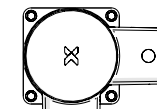
1	1	1
2	2	2
2	2	2



BCE0-061-I100



BCM0-061-I100



BCC0-061-I100

PT103-564	CCS9-000-I100	PT103-564	PT103-564	PT103-564	CCS9-000-I100	PT103-564	CCS9-000-I100	PT103-564	CCS9-000-I100	CCS9-000-I100	CCS9-000-I100	PT103-564
	PT103-309				PT103-309		PT103-309		PT103-309	PT103-309	PT103-309	

RCI1-XXX-XXXX
(RCI1-length-centre to centre)



The pin hole location, size and adjacent material integrity are critical to the overall system function and performance. Axelent therefore advises against any onsite alterations as performance cannot be guaranteed.

